

Public Housing in Limerick: A Profile of Tenants and Estates

Des McCafferty & Angela Canny
Mary Immaculate College

Background to the Research

Housing Tenure and Poverty

- Nationally, strong association between renting from the local authority and both income poverty and material deprivation
- Locally, areas with high levels of renting from City Council display high levels of disadvantage e.g., high levels of early school leaving and unemployment

Limerick City Tenants Profile

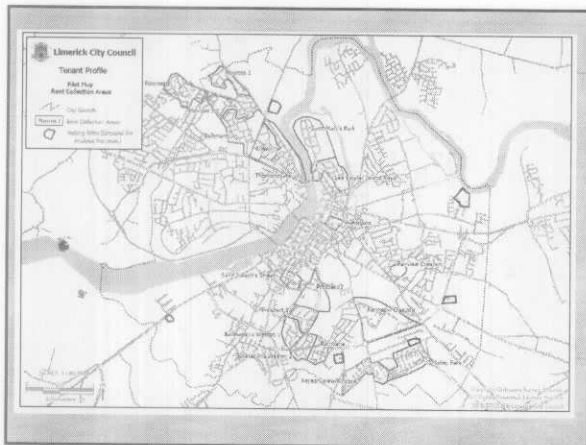
- Objective: "a comprehensive, socio-demographic, income and spatial profile of the tenants of Limerick City Council"
- Particular focus on income poverty

Main Elements of the Research

- An analysis of the socio-economic characteristics of tenants / tenant households
- Interviews with key informants on housing and poverty in Limerick

Rent Assessment Records

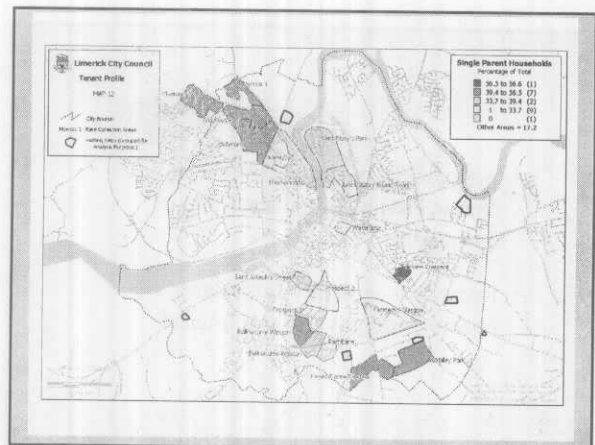

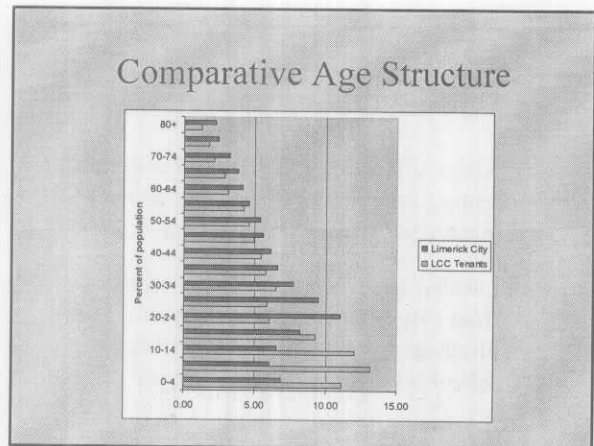
- Available for households renting under the differential rents scheme
- In total 2,460 households are included (88 per cent of the total renting), containing 6,439 residents



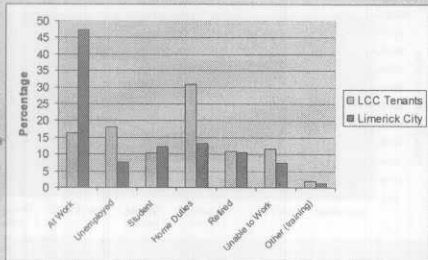
Key Socio-Economic Characteristics of Tenants

Sex Ratio (Females per 100 Males)

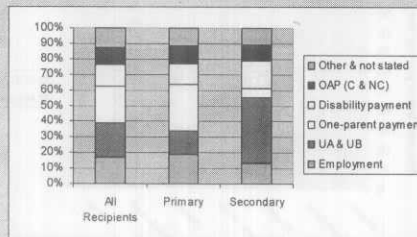
Limerick City	106.8
Limerick City Council Tenants	125.8
Primary Earners in LCC Housing	144.6
Heads of Household in LCC Housing	164.7



Labour Market Status (persons aged 15 years and over)



Income Sources

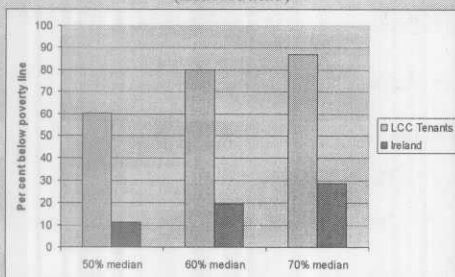


Relative Income Poverty

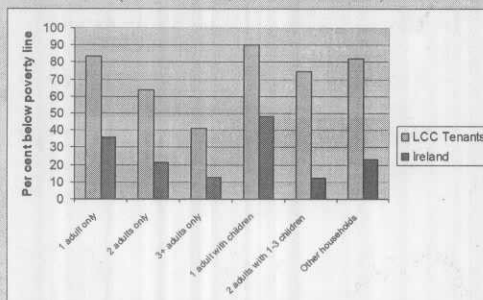
Poverty Thresholds

	50% of median	60% of median	70% of median
Equivalised income	€158.74	€190.50	€222.25

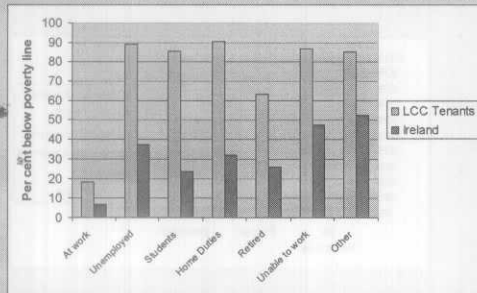
Rates of Poverty Risk (Individuals)



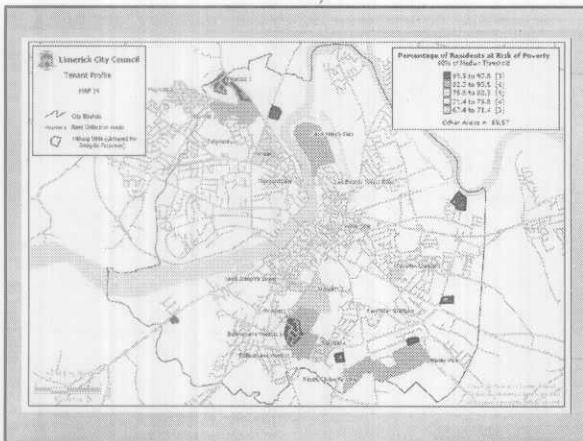
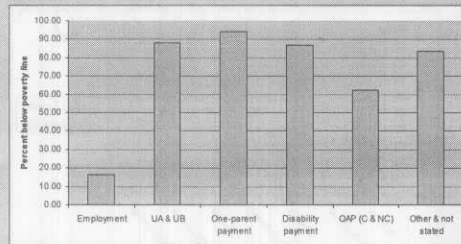
Poverty Risk by Household Type (Individuals, 60% Threshold)



At-Risk by Labour Market Status (60% threshold, persons aged 15 years and over)



At-Risk by Income Source (60% threshold, all income recipients)



Issues on the Estates

Anti-Social Behaviour

- Major issue in local authority estates
- Associated problem of intimidation
- Concomitant decline in community spirit, neighbourliness and involvement

Other Issues

- Environmental degradation
- Access to services and amenities
- Housing policy:
 - Concentration of social groups
 - Impact of the Rent Supplement Scheme

Conclusions

- Income poverty is both pervasive and profound among LCC tenant households
- Certain groups and areas show a particularly high risk of poverty
- Spatial concentration of the poor is exacerbated by estate-specific problems
- Need for a multi-agency response