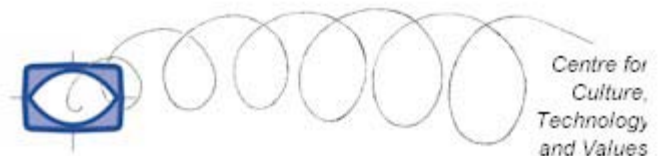


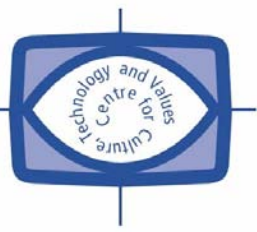
SOCREL Annual Conference 2010 , The University of Edinburgh

# The changing nature of Christianity and religious values across Europe

An empirical analysis drawing on the data  
of the European Values Survey

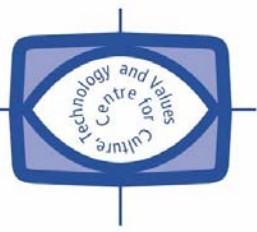


Prof. Michael J. Breen & Caillin Reynolds, Centre for Culture, Technology & Values,



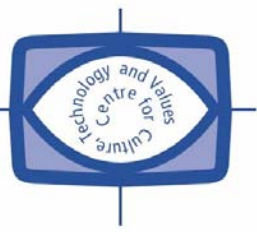
# The European Values Study

- The European Values Study is a pan-European survey project currently finalising its fourth wave.
- Previous survey waves took place in 1981, 1990, and 1999.
- The purpose of the study is to chart changing values and attitudes across Europe.
- It examines, *inter alia*, religious values and attitudes.
- These are the focus of this paper.



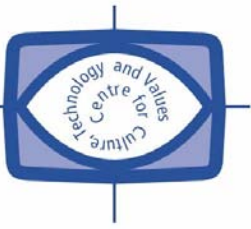
## Countries included from earlier waves

- Austria
- Estonia
- Ireland
- Malta
- Portugal
- Spain
- Bulgaria
- France
- Latvia
- Poland
- Romania
- Ukraine
- Czech Republic
- Greece
- Lithuania
- Netherlands
- Russian Fed'n



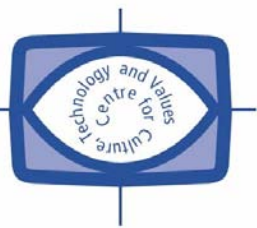
# Countries excluded on wave difference or absence from datasets

- Albania, Armenia, Bosnia Herzegovina, Cyprus, Georgia, Germany, Kosovo, Moldavia, Montenegro, Serbia, Switzerland, Belarus, Belgium, Croatia, Denmark, Finland, Germany, UK, Hungary, Iceland, Italy, Luxembourg, Norway, Slovakia, Slovenia & Sweden



# Belief in God \* EVS Wave

		EVS_WAVE				
		1	2	3	4	Total
BELIEVE IN GOD	No	1193	3799	4763	5714	9755
		18.70%	22.50%	21.30%	21.30%	21.30%
	Yes	5188	9300	15477	19390	29965
		81.30%	71.00%	76.47%	77.23%	75.44%
Total		6381	13099	20240	25108	39720

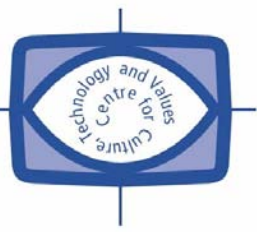


# (Non) Belief in God \* Wave \* Country

	COUNTRY/REGION								
	Austria	Bulgaria	Czech Republic	Estonia	France	Greece	Ireland	Latvia	Lithuania
Wave 1					32.0%		2.9%		
Wave 2	14.3%	59.7%	64.6%		38.1%		2.4%	41.7%	
Wave 3	13.2%	33.8%	61.1%	48.6%	38.5%	9.0%	4.5%	20.5%	13.5%
Wave 4	20.4%	24.0%	62.9%	48.9%	45.6%	5.8%	8.2%	21.8%	12.7%

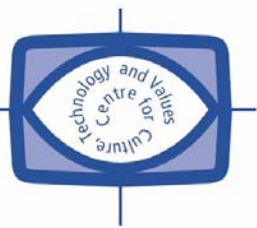
  

	Malta	Netherlands	Poland	Portugal	Romania	Russian Federation	Spain	Ukraine
	Wave 1		27.8%					8.1%
Wave 2	0.5%	35.5%		14.3%	6.3%		13.7%	
Wave 3	0.5%	40.4%	2.7%	3.6%	3.7%	29.7%	13.3%	19.7%
Wave 4	1.1%	38.6%	3.9%	9.4%	2.3%	21.2%	22.0%	9.2%



# Religious Denominational Belonging

	No	Yes
Wave 2	5827 34.6%	11028 65.4%
Wave 3	6896 30.8%	15465 69.2%
Wave 4	7537 27.9%	19295 71.3%

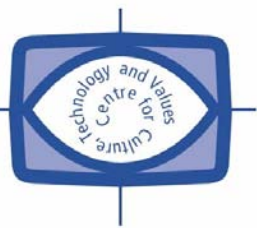


# (Non)belonging\*Wave\*Country

	Austria	Bulgaria	Czech Republic	Estonia	France	Greece	Ireland	Latvia	Lithuania
Wave 2	14.5%	65.9%	60.3%	87.2%	38.5%		3.9%	63.5%	36.7%
Wave 3	11.9%	30.0%	66.4%	75.1%	42.5%	4.0%	9.3%	40.7%	18.7%
Wave 4	17.0%	25.4%	69.4%	66.1%	49.5%	3.1%	11.4%	33.7%	13.9%

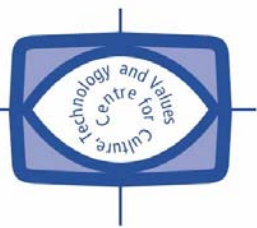
	Malta	Netherlands	Poland	Portugal	Romania	Russian Federation	Spain	Ukraine
Wave 2	2.5%	49.4%		27.6%	5.9%		13.1%	
Wave 3	1.5%	55.2%	4.3%	11.0%	2.4%	49.5%	18.0%	43.6%
Wave 4	2.1%	47.4%	4.5%	13.0%	2.0%	36.0%	24.1%	22.6%





# Denomination \* Wave

	Wave 1	Wave 2	Wave 3	Wave 4	
Buddhist	0.00%	0.10%	0.10%	0.10%	0.10%
Free church/ Non denominational church	2.50%	1.10%	1.30%	1.50%	0.70%
Hindu	0.10%	0.10%	0.00%	0.10%	0.00%
Jew	0.20%	0.10%	0.20%	0.20%	0.60%
Muslim	0.10%	0.90%	1.40%	1.00%	2.10%
Orthodox	0.00%	13.50%	31.50%	20.10%	26.50%
Other	1.50%	1.50%	1.70%	1.60%	3.70%
Protestant	5.40%	5.00%	4.80%	5.00%	5.60%
Roman Catholic	90.10%	77.80%	58.90%	70.60%	60.70%
	100.00%	100.00%	100.00%	100.00%	100.00%



# Some countries\* denomination\*wave

## France

	Wave 1	Wave 2	Wave 3	Wave 4
Buddhist		0.70%	0.40%	
Free			0.80%	
Hindu		0.20%	0.20%	
Jew	1.40%	0.20%	2.40%	
Muslim	0.60%	1.60%	0.10%	1.70%
Orthodox		1.90%		0.10%
Other	1.10%	1.30%		2.10%
Protestant	1.40%	2.10%	2.40%	3.90%
Roman Catholic	95.60%	94.00%	91.80%	91.20%

## Ireland

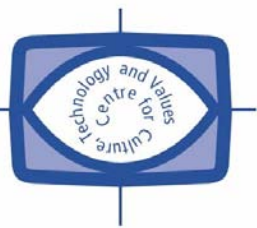
	Wave 1	Wave 2	Wave 3	Wave 4
Buddhist		0.50%		
Free	2.50%	0.20%	0.70%	
Hindu		0.30%	0.10%	
Jew				
Muslim	0.10%			
Orthodox				0.10%
Other	0.70%	0.10%	1.60%	4.00%
Protestant	1.60%	2.00%	1.60%	13.90%
Roman Catholic	95.10%	96.90%	95.90%	82.20%

## Netherlands

	Wave 1	Wave 2	Wave 3	Wave 4
Buddhist	0.10%	0.20%	0.40%	0.20%
Free	12.60%	11.30%	16.50%	15.10%
Hindu	0.50%	0.20%	0.20%	
Jew			0.70%	0.40%
Muslim		1.00%	2.50%	0.40%
Orthodox				0.40%
Other	5.00%	6.40%	8.00%	23.40%
Protestant	30.20%	23.00%	21.70%	32.10%

## Spain

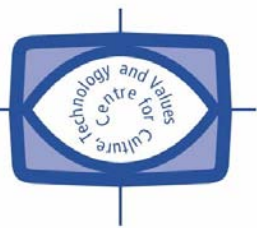
	Wave 1	Wave 2	Wave 3	Wave 4
Buddhist	0.00%			
Free				
Hindu	0.00%			
Jew				
Muslim		0.00%	0.30%	1.7%
Orthodox				0.4%
Other	0.90%	0.70%		23.4%
Protestant	0.30%	0.20%	1.10%	2.60%
Roman Catholic	99.00%	99.00%	99.60%	71.00%



# Church frequency\*wave\*country

	Wkly/More				Less				Rarely			
	Wave 1	Wave 2	Wave 3	Wave 4	Wave 1	Wave 2	Wave 3	Wave 4	Wave 1	Wave 2	Wave 3	Wave 4
Austria		25.00%	22.80%	15.9%		41.50%	45.80%	40.8%		33.40%	31.40%	43.4%
Bulgaria		5.50%	8.90%	5.6%		31.00%	55.40%	62.3%		63.40%	35.60%	32.1%
Czech Republic		8.40%	7.00%	8.9%		27.00%	27.40%	21.1%		64.60%	65.80%	70.0%
Estonia			3.70%	4.4%			49.40%	41.0%			46.90%	54.7%
France	12.00%	10.20%	7.60%	6.9%	24.10%	30.60%	25.40%	27.4%	64.00%	59.10%	67.10%	65.7%
Greece			14.00%	21.0%			80.80%	69.8%			5.20%	9.2%
Ireland	82.40%	80.90%	56.90%	44.3%	10.60%	14.30%	29.30%	30.9%	6.90%	4.80%	13.90%	24.8%
Latvia			6.60%	6.2%			50.80%	51.1%			42.80%	42.7%
Lithuania			17.60%	12.3%			59.10%	62.4%			23.20%	25.4%
Malta		88.20%	82.10%	80.2%		3.70%	11.20%	8.8%		8.10%	6.70%	11.0%
Netherlands	26.90%	20.70%	13.90%	16.9%	26.50%	31.60%	31.60%	32.0%	46.70%	47.60%	54.50%	51.0%
Poland			59.10%	52.7%			32.70%	38.2%			8.30%	9.1%
Portugal		33.30%	36.40%	32.3%		19.70%	31.10%	34.1%		46.80%	32.40%	33.6%
Romania		18.70%	24.90%	30.4%		67.10%	65.10%	61.8%		14.30%	10.10%	7.8%
Russian Federation			3.20%	5.8%			38.30%	47.1%			58.30%	47.1%
Spain	41.30%	33.40%	25.50%	18.5%	27.30%	28.00%	31.80%	24.1%	31.50%	38.50%	42.60%	57.4%
Ukraine			9.10%	12.6%			52.80%	62.3%			38.10%	25.0%

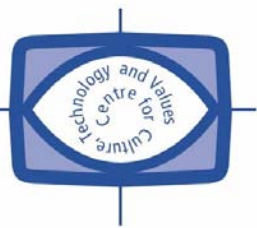




# Importance of God\*country

Country	Wave 1	Wave 2	Wave 3	Wave 4
Austria		6.26	6.61	5.75
Bulgaria		3.56	5.15	5.87
Czech Republic		3.54	3.63	3.89
Estonia			4.23	4.51
France	4.45	4.44	4.40	4.36
Greece			7.31	7.87
Ireland	7.88	7.93	7.41	7.22
Latvia		4.46	5.65	5.72
Lithuania			6.74	6.38
Malta		9.44	9.15	9.14
Netherlands	5.16	4.90	4.93	5.02
Poland			8.39	7.93
Portugal		6.72	7.88	7.03
Romania		7.45	8.63	8.71
Russian Federation			5.25	6.53
Spain	6.17	6.25	5.97	5.80
Ukraine			6.17	7.31

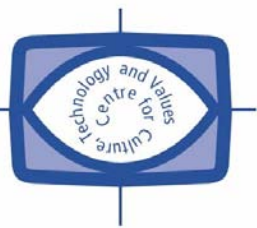




# Church answers moral problems

	Wave 1	Wave 2	Wave 3	Wave 4
Austria		46.10%	37.50%	43.0%
Bulgaria		49.20%	43.80%	41.1%
Czech Republic		66.70%	35.30%	32.5%
Estonia			45.20%	48.7%
France	48.30%	38.10%	35.70%	32.5%
Greece			43.10%	46.1%
Ireland	56.40%	42.10%	30.10%	40.0%
Latvia		87.90%	58.20%	58.4%
Lithuania			82.40%	86.1%
Malta		85.80%	65.60%	60.5%
Netherlands	40.90%	36.80%	35.70%	37.1%
Poland			64.50%	59.9%
Portugal		57.30%	56.70%	61.3%
Romania		61.80%	80.70%	70.1%
Russian Federation			70.50%	77.6%
Spain	47.30%	47.40%	39.90%	33.7%
Ukraine			79.80%	81.2%



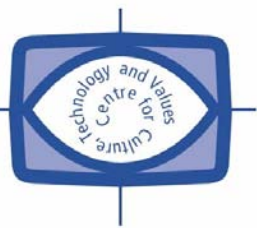


# Church answers family problems

	Wave 1	Wave 2	Wave 3	Wave 4
Austria		32.8%	29.0%	32.4%
Bulgaria		37.6%	29.3%	25.7%
Czech Republic		57.7%	30.4%	26.5%
Estonia			30.4%	31.3%
France	40.1%	28.1%	27.8%	28.4%
Greece			30.6%	35.8%
Ireland	52.4%	35.9%	27.2%	32.5%
Latvia		62.9%	47.9%	47.0%
Lithuania			81.0%	74.1%
Malta		89.8%	74.0%	61.0%
Netherlands	39.5%	33.4%	31.1%	34.2%
Poland			63.9%	54.9%
Portugal		56.5%	46.0%	46.9%
Romania		52.9%	78.5%	62.1%
Russian Federation			55.0%	60.4%
Spain	41.3%	46.1%	35.1%	30.9%
Ukraine			63.3%	68.0%



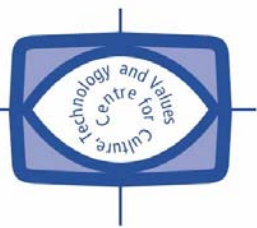




# Church answers spiritual needs

	Wave 1	Wave 2	Wave 3	Wave 4
Austria		68.00%	60.30%	55.10%
Bulgaria		56.30%	54.70%	57.60%
Czech Republic		80.00%	68.70%	50.60%
Estonia			72.90%	67.90%
France	56.20%	59.00%	55.40%	56.40%
Greece			62.10%	56.10%
Ireland	72.70%	70.60%	63.80%	63.50%
Latvia		87.10%	81.00%	75.00%
Lithuania			87.00%	90.20%
Malta		91.20%	85.20%	78.70%
Netherlands	54.10%	53.40%	49.40%	53.10%
Poland			82.80%	77.60%
Portugal		62.20%	72.50%	70.00%
Romania		77.60%	88.90%	88.20%
Russian Federation			74.40%	78.10%
Spain	55.20%	60.60%	58.10%	46.00%
Ukraine			82.10%	85.90%



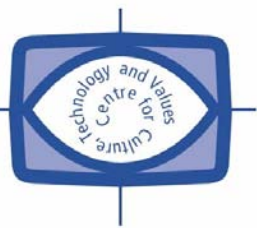


# Church answers social problems

	Wave 1	Wave 2	Wave 3	Wave 4
Austria		37.1%	30.0%	31.3%
Bulgaria		22.5%	14.8%	13.9%
Czech Republic		37.8%	15.5%	19.2%
Estonia			14.1%	15.5%
France		23.8%	21.2%	22.0%
Greece			31.0%	26.7%
Ireland		33.3%	26.7%	29.8%
Latvia		41.5%	26.3%	21.5%
Lithuania			61.4%	59.3%
Malta		77.2%	55.9%	50.7%
Netherlands		31.1%	36.8%	34.2%
Poland			39.2%	35.2%
Portugal		43.7%	36.4%	35.7%
Romania		32.4%	52.2%	37.0%
Russian Federation			25.0%	35.9%
Spain		36.2%	28.9%	26.3%
Ukraine			30.3%	31.4%



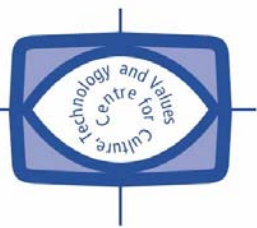




# Confidence in the Church

	A great deal	Quite a lot	Not very much	None at all
Wave 1	26.70%	28.80%	27.80%	16.70%
Wave 2	20.10%	31.40%	30.90%	17.60%
Wave 3	20.60%	33.00%	29.80%	16.60%
Wave 4	22.00%	33.30%	27.20%	17.50%

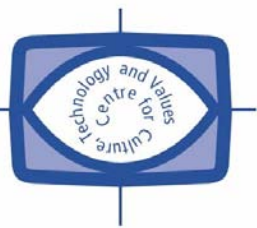




# Mean Confidence in the Church \* country

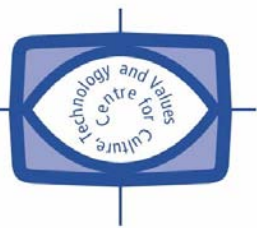
	Wave 1	Wave 2	Wave 3	Wave 4
Austria		2.52	2.34	2.21
Bulgaria		2.03	2.20	2.34
Czech Republic		2.01	1.85	1.83
Estonia		2.57	2.37	2.44
France	2.50	2.37	2.27	2.26
Greece			2.57	2.60
Ireland	3.26	3.08	2.64	2.66
Latvia		2.71	2.80	2.73
Lithuania		2.85	2.86	2.94
Malta		3.34	3.27	3.23
Netherlands	2.32	2.14	2.15	2.26
Poland		2.68	2.95	2.78
Portugal			3.10	2.99
Romania		3.05	3.28	3.39
Russian Federation			2.68	2.86
Spain	2.59	2.60	2.34	2.13
Ukraine			2.82	3.08





# Belief in life after death \* country

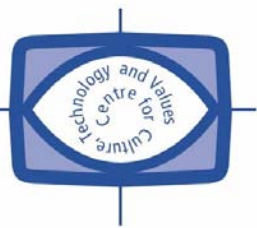
	Wave 1	Wave 2	Wave 3	Wave 4
Austria		55.80%	59.00%	61.3%
Bulgaria		17.60%	35.80%	31.6%
Czech Republic		21.80%	35.90%	31.0%
Estonia			36.20%	33.2%
France	41.10%	44.10%	44.70%	42.8%
Greece			60.80%	60.0%
Ireland	84.60%	83.30%	79.20%	74.2%
Latvia		30.10%	45.30%	50.0%
Lithuania			79.00%	69.0%
Malta		90.60%	86.30%	89.1%
Netherlands	51.20%	45.60%	50.70%	51.3%
Poland			80.40%	73.2%
Portugal		39.10%	47.30%	50.7%
Romania		57.70%	67.80%	74.0%
Russian Federation			36.60%	45.7%
Spain	67.70%	51.90%	49.90%	49.9%
Ukraine			39.80%	50.5%



# Belief in hell\* country

	Wave 1	Wave 2	Wave 3	Wave 4
Austria		21.10%	18.30%	26.90%
Bulgaria		11.00%	30.00%	28.60%
Czech Republic		11.30%	13.10%	19.00%
Estonia			16.30%	18.50%
France	15.80%	17.30%	19.60%	20.20%
Greece			40.90%	54.60%
Ireland	60.50%	52.60%	53.30%	52.90%
Latvia		7.20%	28.40%	33.40%
Lithuania			68.10%	55.90%
Malta		83.60%	80.60%	86.70%
Netherlands	17.10%	14.80%	13.80%	14.80%
Poland			65.60%	69.40%
Portugal		24.90%	37.80%	42.30%
Romania		42.60%	71.40%	81.80%
Russian Federation			35.70%	44.30%
Spain	39.40%	30.90%	32.90%	31.40%
Ukraine			38.10%	52.80%

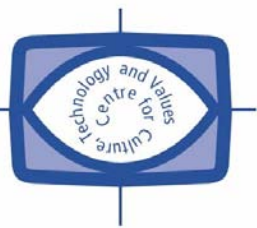




# Belief in heaven\* country

	Wave 1	Wave 2	Wave 3	Wave 4
Austria		47.30%	41.50%	40.70%
Bulgaria		15.60%	32.60%	33.00%
Czech Republic		22.90%	20.60%	23.90%
Estonia			19.10%	25.90%
France	29.20%	32.40%	31.20%	34.60%
Greece			47.20%	58.70%
Ireland	89.30%	89.50%	85.30%	79.80%
Latvia		11.50%	33.30%	40.60%
Lithuania			70.60%	60.00%
Malta		91.70%	87.80%	91.50%
Netherlands	45.50%	37.70%	37.80%	40.60%
Poland			79.80%	78.60%
Portugal		55.80%	60.00%	55.30%
Romania		57.50%	75.10%	85.30%
Russian Federation			36.10%	45.60%
Spain	56.60%	54.80%	50.80%	47.40%
Ukraine			40.30%	58.60%

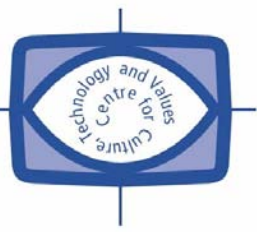




# Belief in sin\* country

	Wave 1	Wave 2	Wave 3	Wave 4
Austria		66.50%	61.20%	56.90%
Bulgaria		30.20%	52.60%	63.90%
Czech Republic		55.50%	58.70%	46.70%
Estonia			52.40%	47.40%
France	44.90%	43.00%	39.80%	41.00%
Greece			74.10%	80.50%
Ireland	89.80%	86.60%	85.70%	78.00%
Latvia		50.50%	73.60%	68.70%
Lithuania			90.50%	84.70%
Malta		93.60%	92.80%	93.90%
Netherlands	55.50%	46.20%	39.80%	40.70%
Poland			90.30%	85.70%
Portugal		68.30%	71.20%	69.80%
Romania		76.70%	90.60%	94.70%
Russian Federation			68.10%	73.40%
Spain	65.10%	62.50%	51.20%	48.90%
Ukraine			74.10%	87.10%



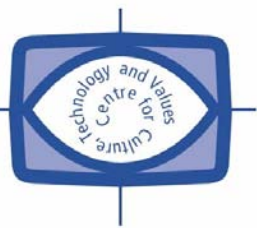


# Justifiable Actions

	Wave 1	Wave 2	Wave 3	Wave 4
JUSTIFIABLE: ABORTION	3.33	4.36	4.37	4.28
JUSTIFIABLE: DIVORCE	4.53	5.06	5.26	5.45
JUSTIFIABLE: EUTHANASIA	3.71	3.88	4.72	4.64
JUSTIFIABLE: SUICIDE	2.6	2.57	2.49	2.47
JUSTIFIABLE: HOMOSEXUALITY	3.44	3.04	3.8	3.92
JUSTIFIABLE: ADULTERY	2.72	2.71	2.59	2.48





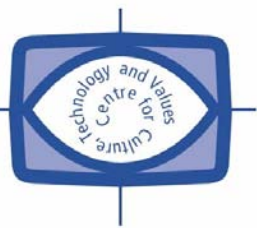


# Justifiability of abortion\* country

	Wave 1	Wave 2	Wave 3	Wave 4
Austria		3.76	4.67	4.67
Bulgaria		5.13	4.95	4.62
Czech Republic		5.09	5.51	5.32
Estonia		4.98	4.53	4.24
France	4.89	4.99	5.64	5.85
Greece			5.00	4.04
Ireland	1.70	2.36	2.91	3.15
Latvia		5.13	3.77	3.90
Lithuania		3.48	3.87	4.35
Malta		1.66	1.33	1.41
Netherlands	4.34	5.24	5.47	5.21
Poland			3.62	3.32
Portugal		4.15	3.81	4.02
Romania		4.86	3.91	3.64
Russian Federation			4.79	4.38
Spain	2.83	4.12	4.34	4.80
Ukraine			3.83	3.42



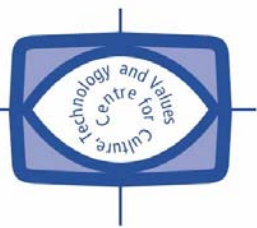




# Justifiability of divorce\* country

	Wave 1	Wave 2	Wave 3	Wave 4
Austria		4.91	5.88	6.04
Bulgaria		4.52	5.01	5.04
Czech Republic		5.17	5.90	5.65
Estonia		5.44	5.39	5.23
France	5.32	5.65	6.32	6.55
Greece			6.26	5.84
Ireland	3.21	4.13	4.80	5.23
Latvia		5.67	4.51	5.14
Lithuania		4.04	4.65	5.51
Malta		2.23	2.60	3.26
Netherlands	4.76	6.10	6.63	6.30
Poland		5.38	4.62	4.51
Portugal		4.97	5.46	5.68
Romania			4.31	4.66
Russian Federation			5.19	5.32
Spain	4.54	5.31	6.10	6.88
Ukraine			4.46	4.31

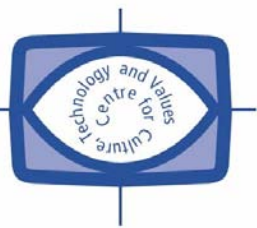




# Justifiability of euthanasia\* country

	Wave 1	Wave 2	Wave 3	Wave 4
Austria		3.70	4.38	4.26
Bulgaria		3.54	3.75	4.07
Czech Republic		3.97	5.50	5.02
Estonia		4.03	5.15	4.35
France	4.73	5.18	6.16	6.56
Greece			4.20	3.08
Ireland	2.14	2.56	3.31	3.52
Latvia		4.18	5.25	4.53
Lithuania		3.54	5.39	4.72
Malta		1.84	2.23	2.32
Netherlands	5.43	5.90	6.69	6.47
Poland			3.37	3.13
Portugal		3.34	3.51	4.14
Romania		3.50	3.29	2.89
Russian Federation			5.60	4.13
Spain	2.84	3.88	4.73	5.87
Ukraine			5.21	3.45

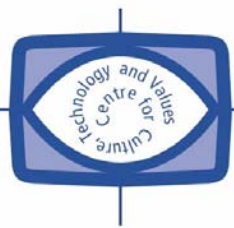




# Justifiability of suicide\* country

	Wave 1	Wave 2	Wave 3	Wave 4
Austria		5.45	3.03	2.73
Bulgaria		2.98	1.85	1.57
Czech Republic		4.46	2.65	3.09
Estonia		4.41	2.08	1.72
France	4.10	6.26	4.09	4.00
Greece			2.43	1.67
Ireland	3.32	3.97	1.94	2.15
Latvia		4.26	1.62	1.60
Lithuania		4.03	1.56	1.63
Malta		3.06	1.16	1.39
Netherlands	5.07	4.16	4.10	3.49
Poland			2.21	2.24
Portugal		1.80	2.00	1.96
Romania		1.76	1.35	1.50
Russian Federation			1.98	2.00
Spain	4.31	1.96	2.56	2.38
Ukraine			1.78	1.32

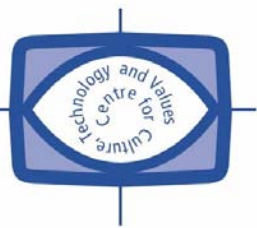




# Justifiability of homosexuality\* country

	Wave 1	Wave 2	Wave 3	Wave 4
Austria		4.96	5.36	5.22
Bulgaria		1.92	2.98	2.61
Czech Republic		5.42	6.05	4.65
Estonia		3.19	3.41	2.16
France	3.76	6.20	6.32	5.62
Greece			4.99	3.55
Ireland	3.29	5.08	5.10	5.08
Latvia		2.35	3.75	2.24
Lithuania		3.43	3.71	1.79
Malta		3.10	4.56	3.74
Netherlands	6.59	7.12	9.32	7.47
Poland			3.64	2.62
Portugal		2.15	5.04	3.48
Romania		1.48	3.50	1.95
Russian Federation			3.33	2.10
Spain	4.93	3.23	7.37	5.88
Ukraine			3.59	1.54





# Justifiability of adultery\* country

	Wave 1	Wave 2	Wave 3	Wave 4
Austria		4.97	3.22	2.46
Bulgaria		4.59	4.45	2.07
Czech Republic		4.49	4.25	2.62
Estonia		5.10	4.75	2.39
France	4.88	5.61	4.98	2.91
Greece			4.64	2.46
Ireland	2.95	3.18	2.98	1.85
Latvia		4.99	4.25	2.33
Lithuania		3.77	3.36	2.56
Malta		2.73	2.81	1.14
Netherlands	4.59	2.49	3.53	1.87
Poland			3.69	2.01
Portugal		2.19	4.06	1.91
Romania		2.25	3.36	1.83
Russian Federation			3.86	2.55
Spain	3.74		4.97	2.03
Ukraine			4.41	1.65

